





nuoriso takuu

Youth guarantee – the first
months and next steps

21 May 2013


Youth guarantee 2013 – definition



Each young person under 25 and recently graduated people under 30 will be offered a job, a work trial, a study place, or a period in a workshop or rehabilitation, within three months of becoming unemployed.



Every person completing basic education will be guaranteed a place in general upper secondary school education, vocational education, apprenticeship training, a youth workshop, rehabilitation or a place in some other form of study.



Youth guarantee starting from 1 January 2013



Goal

- to help young people gain access to education and employment.

Implemented
across
administrative
borders –
collaboration
is vital



Means of implementing the guarantee:

Means of implementing the guarantee

Skills programme for young adults

Employment and economic development services for youth (TE services)

Rehabilitative services including municipal social and health services

Other individual services for young people, such as

- youth outreach work and
- youth workshop activities

Focus of youth guarantee funding

The Government Programme's policy outline (60 M€/year):



1. Educational guarantee
(MEUR 24/year)



2. Measures promoting employment
(MEUR 28/year)



3. Youth outreach and youth workshops
(MEUR 8/year)

Broadening the criteria for vocational rehabilitation, legislative reform

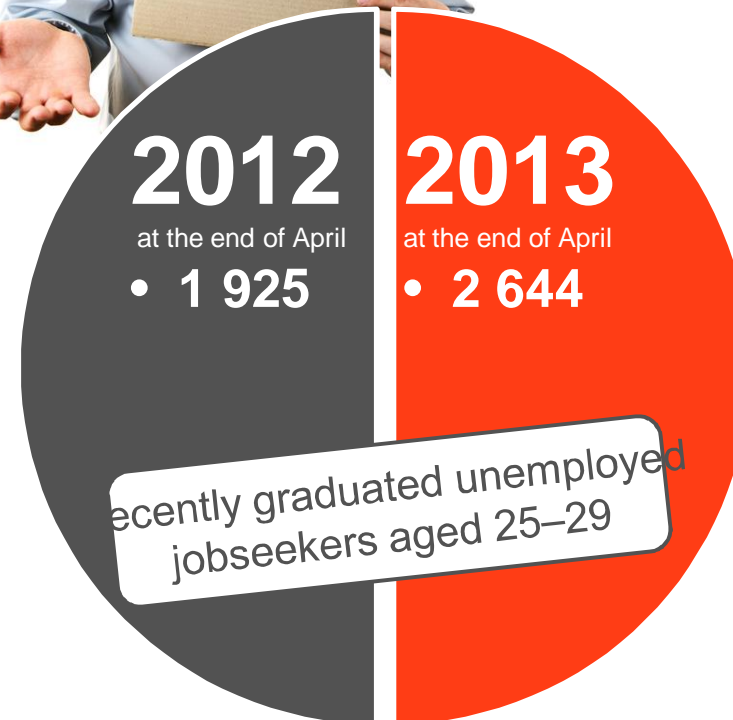
4. From the beginning of 2014
MEUR 4,7
(MEUR 2,4/year)



Added at the government spending limits discussion in March 2012 on the basis of the preparatory working group's analysis:



5. Skills programme for young adults
(MEUR 27–52/year, running from 2013 to 2016)



According to the definition given by the MEE employment service statistics (1220), recent graduates are those who graduated within the last 12 months

Unemployment jobseekers (under 25 y.) in 2012–2013 according to the statistics of Statistics Finland and MEE

Monthly and seasonally adjusted number of unemployed persons under the age of 25 in 2006–2013




In the Labour Force Survey of Statistics Finland, a student is defined as unemployed if she is actively looking for employment, does not have a job and declares being able to start work within two weeks.

In the Employment Service Statistics based on data from TE Offices, full-time students are not classified as unemployed.

Different statistical practices result in major differences between statistics, particularly in the spring when students are seeking jobs more actively.

The unemployment rate of people under 25 years of age in April 2013

(Statistics Finland)

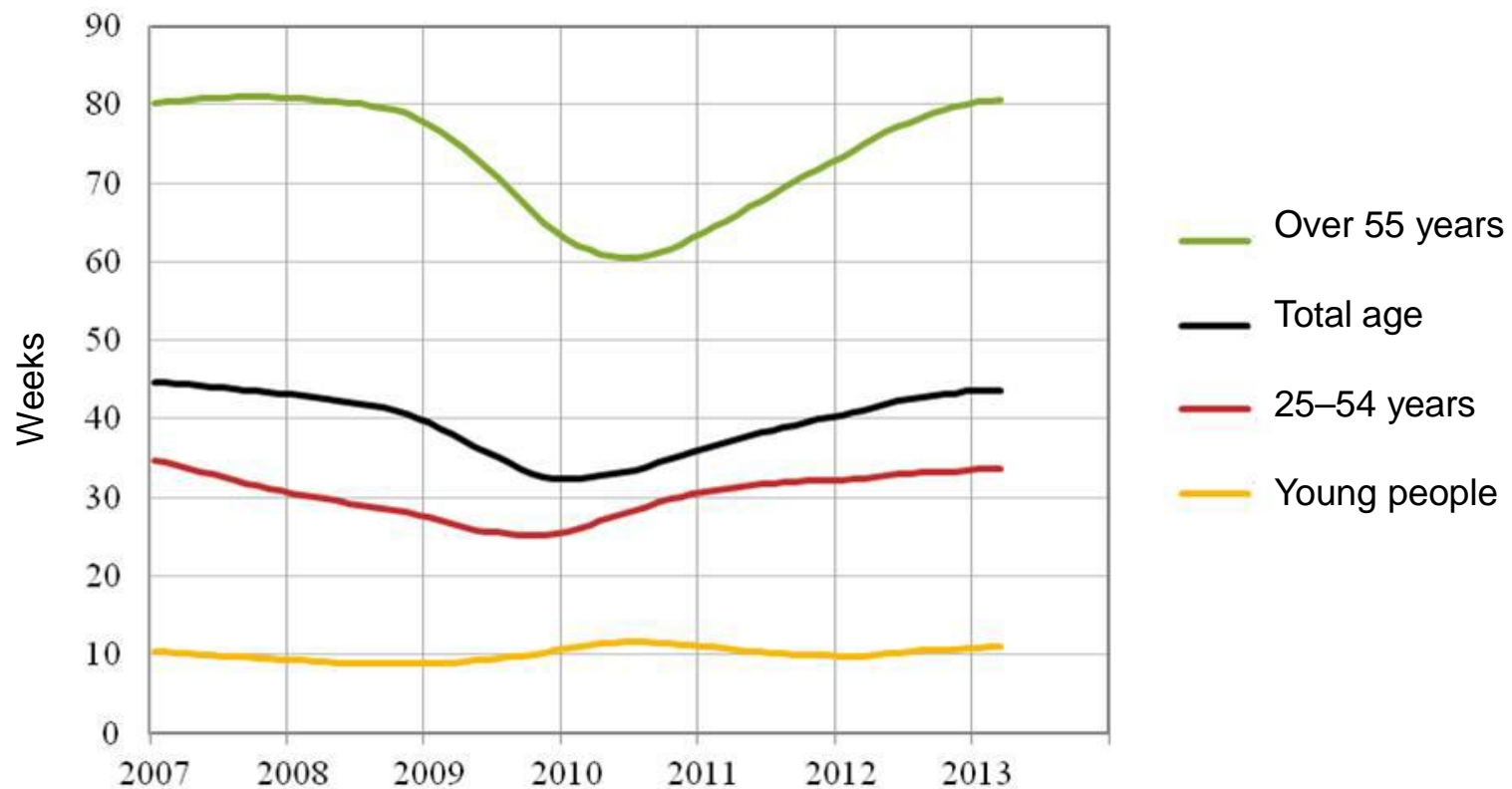


Note! The figures of Statistics Finland include full-time students!

Average youth unemployment rate by ELY Centre in January–March 2013

ELY Centre	Total	Men	Women
Finland as a whole	22.4	26.7	18.8
Uusimaa	16.0	20.3	12.6
Southwest Finland	27.0	26.1	27.8
Satakunta	30.7	31.3	30.3
Häme	27.4	26.8	27.9
Pirkanmaa	26.9	38.2	16.0
Southeastern Finland	17.0	25.1	8.3
Southern Savonia	31.2	47.5	20.1
Northern Savonia	21.3	22.8	19.9
North Karelia	35.1	23.5	33.9
Central Finland	29.8	35.9	24.6
South Ostrobothnia	19.1	23.0	14.9
Ostrobothnia	22.2	22.0	22.5
Northern Ostrobothnia	24.0	30.0	18.8
Kainuu	25.8	12.9	41.6
Lapland	21.2	30.0	11.5


Average duration of unemployment in weeks (sliding average)



Unemployed persons younger than 25 according to educational background, March 2013

Total education	37,023	%
Comprehensive school graduates	10,292	27.8
Upper secondary school	3,909	10.5
Vocational education	20,107	54.3
Higher education	1,478	3.9
Unknown	998	2.7

Recent graduates aged 25 to 29	2,600	%
Vocational education	832	32.0
Higher education	1,768	68.0



Unemployed persons younger than 25 according to profession, March 2013

Total	37,023	%
Science, technology, arts Work	1,066	2.8
Health care and social welfare	1,181	3.1
Administrative or office work, IT industry	1,910	5.1
Commercial work	2,160	5.8
Agriculture and forestry, fishing	809	2.1
Transport and traffic	787	2.1
Construction and mining	3,158	8.5
Industry: clothing, machinery, wood, electricity	8,000	21.6
Other industry and warehouses	1,244	3.3
Services	3,095	8.3
Other/uncategorised work	13,613	36.7

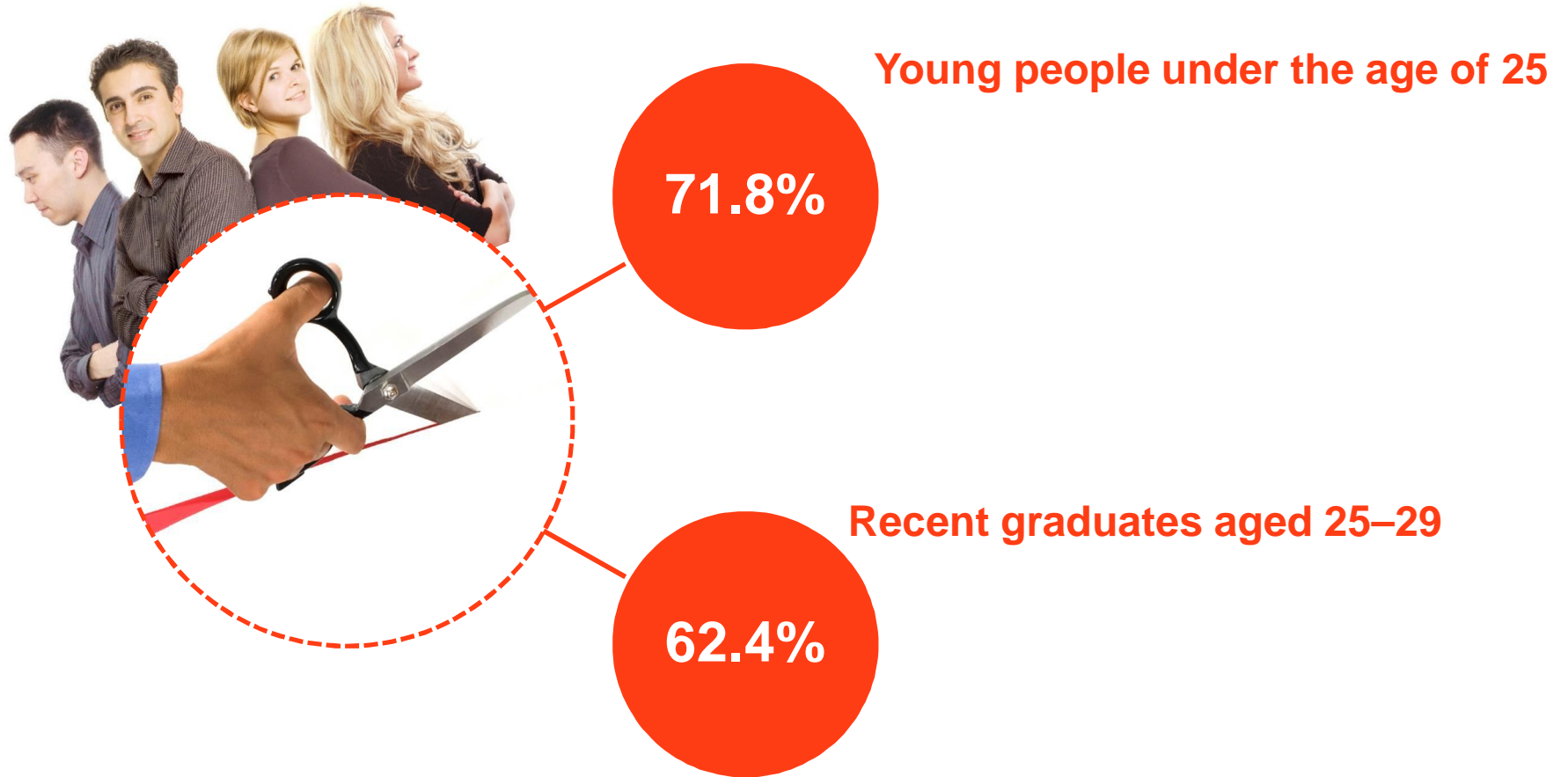


**Job-seeking plans prepared for unemployed persons
under the age of 25 before their period of
unemployment reaches three months,
January–April 2013**

Total 93.1%
Men 93.0%
Women 93.4%

Those young people for whom a job-seeking plan has not been drawn up are entering military service, taking maternity leave or have another valid reason for not having a job-seeking plan.

How many have found work, training or entered a service in three months?

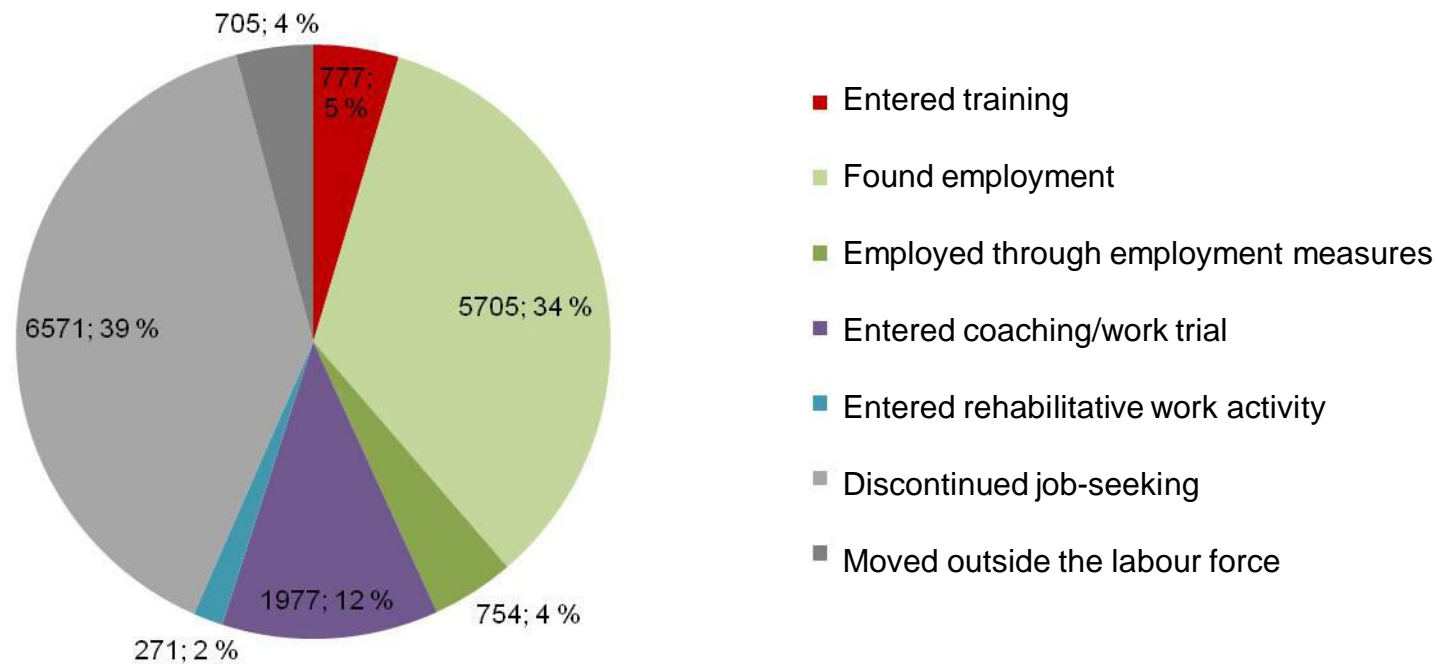


Unemployed jobseekers under 25 years of age whose unemployment lasts longer than three months, by ELY Centre

ELY Centre	April 2013		
	Total	Men	Women
Finland as a whole	28.2	30.5	24.0
Uusimaa	23.6	24.3	22.3
Southwest Finland	29.3	30.9	26.2
Satakunta	23.2	24.5	20.9
Häme	29.0	31.7	23.9
Pirkanmaa	35.0	37.7	30.4
Southeastern Finland	30.9	32.5	27.3
Southern Savonia	22.8	25.3	17.0
Northern Savonia	23.9	26.3	19.9
North Karelia	27.5	32.4	19.1
Central Finland	34.4	38.2	27.8
South Ostrobothnia	22.2	25.9	15.7
Ostrobothnia	24.2	27.1	18.7
Northern Ostrobothnia	34.8	38.8	28.1
Kainuu	33.4	37.2	25.4
Lapland	26.8	28.6	23.4

Where are young people aged under 25, and recent graduates aged 25–29, whose unemployment did not last over three months?

Total 16,760



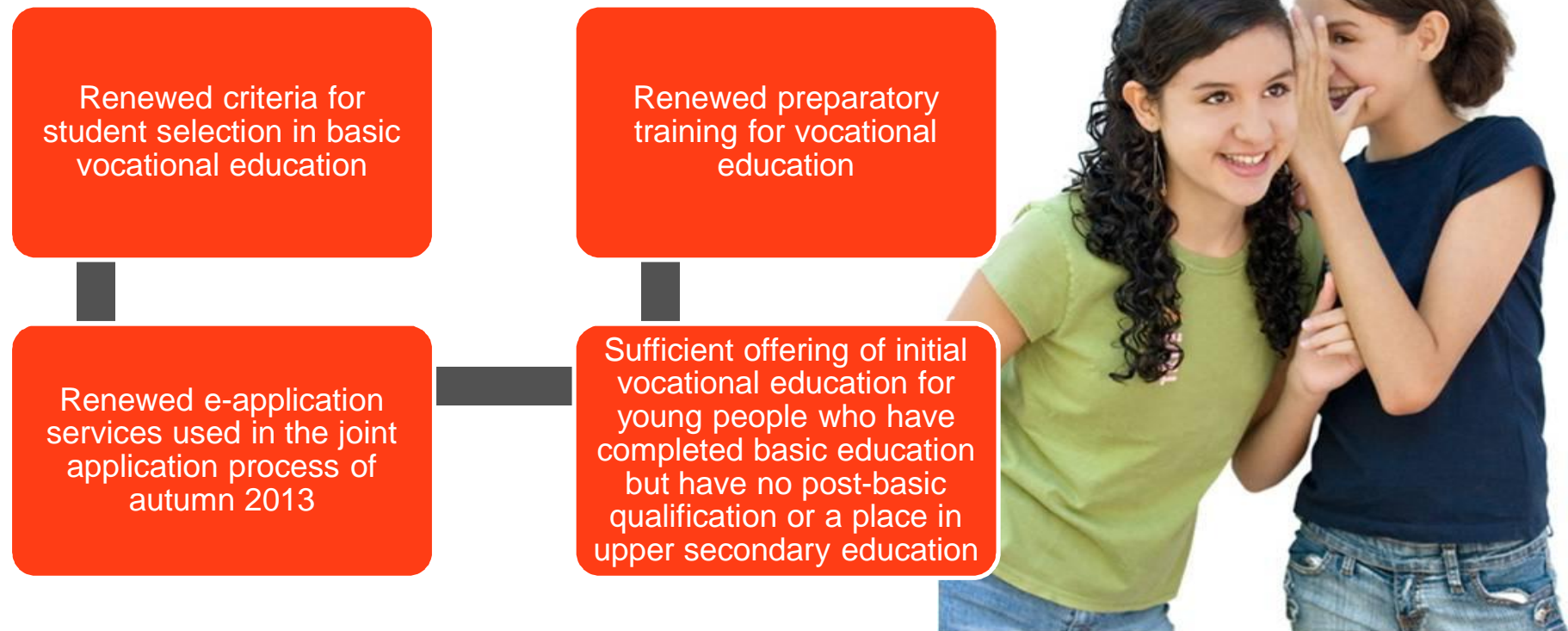
The category "jobseeking not continued" contains the following groups: "No longer unemployed, reason not indicated," "did not renew jobseeking" and "other reason or not indicated." Note! Young people in this group may have found work or a study place but have not reported it to the TE Office.

Sanssi cards issued in January–April 2013, young people under 30 years of age



ELY Centre	Total	Men	Women
Finland as a whole	8,638	5,438	3,200
Uusimaa	1,100	621	479
Southwest Finland	1,015	625	390
Satakunta	440	290	150
Häme	353	248	105
Pirkanmaa	1,228	769	459
Southeastern Finland	142	101	41
Southern Savonia	284	191	93
Northern Savonia	535	340	195
North Karelia	605	389	216
Central Finland	427	266	161
South Ostrobothnia	993	629	364
Ostrobothnia	513	319	194
Northern Ostrobothnia	80	40	40
Kainuu	203	130	73
Lapland	721	481	240

The implementation of the educational guarantee



The implementation of the educational guarantee

Better apprenticeship training for young people

Developing on-the-job learning and educational models, which combine education in educational institutions and apprenticeship training

A fixed-time skills programme for young adults in 2013–2016



Cross-sectoral authority network, youth outreach and youth workshops in 2012

Youth guidance and service network

established in 256 municipalities

being prepared in 34 municipalities

Youth outreach work

Youth outreach work in 279 municipalities

Contact with 20,408 young people

Youth outreach work

Youth workshop activities in around 270 municipalities

Involves 14,400 young people younger than 29

Rehabilitation as part of the youth guarantee

Vocational, medical and social rehabilitation

Early support through stronger social and health care services

Activating and supporting organisations

Municipal development supported through KASTE II project funding

improving the position of children, young people and families with children

The focus areas of RAY funding

